

UDAF

VetCVI

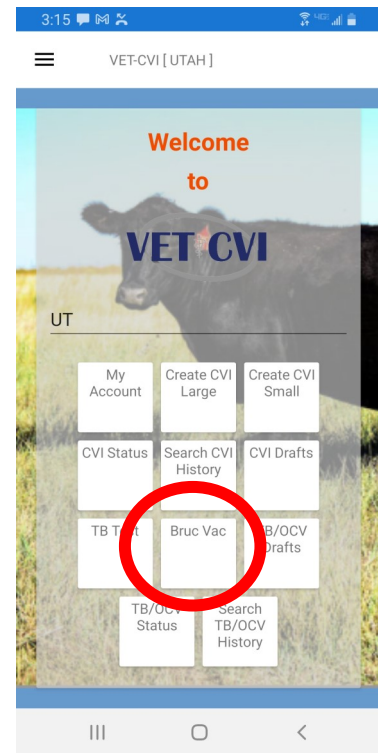
Brucellosis & TB

User Guide

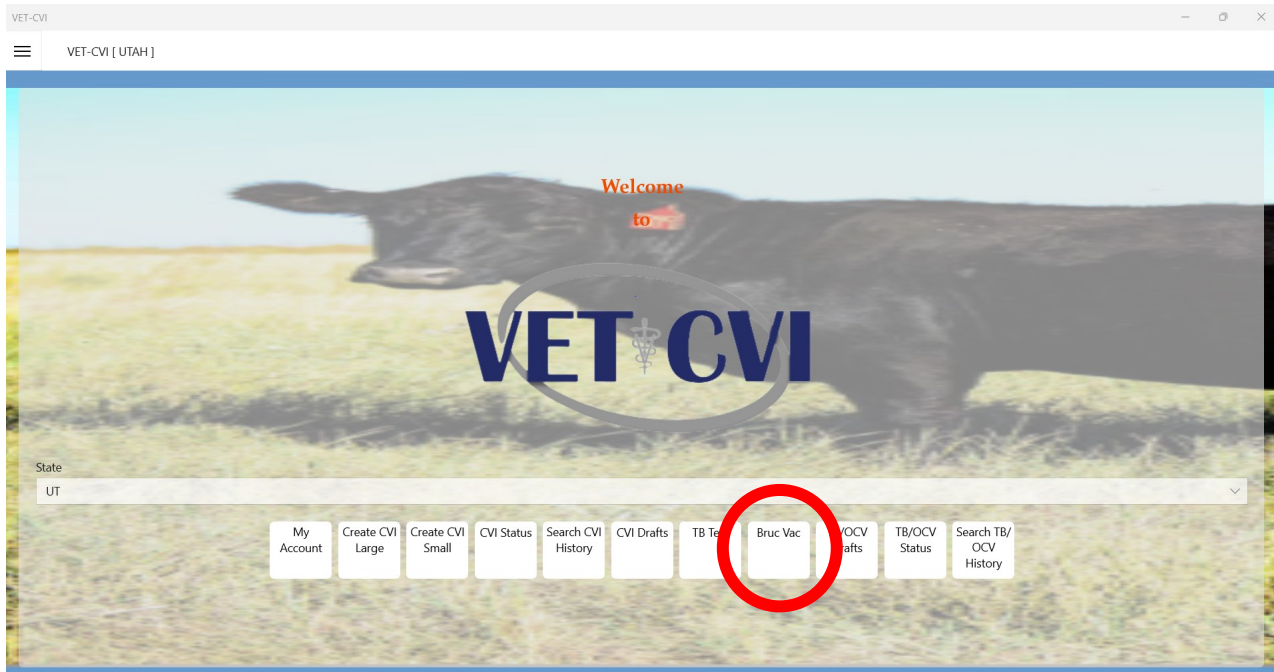


Brucellosis Vaccination Charts

1. For information on how to create an account and log in, see the VetCVI User Manual.
2. On the main screen, select Bruc Vac.



Android Version



Laptop Version

Brucellosis Vaccination Charts—Page 1 of 5

1. License and accreditation information should auto-populate.
2. Click Next.

Veterinarian Information

First Name
Amanda

Middle Name
S.

Last Name
Price

Address
[Redacted]

City
Riverton

State
UTAH

Zip
84065

Phone
(Mobile) - [Redacted]

Email
[Redacted]@yahoo.com

License Information

License #
[Redacted]

License State
UT

USDA Accreditation
(USDA LEVEL 2) - 018754 ;

Page 1 of 5

Next

Bruc Vac
(23UTB-00229-HW992)

Veterinarian Information

First Name
Amanda

Middle Name
S.

Last Name
Price

Address
[Redacted]

City
Riverton

State
UTAH

Zip
84065

Phone
(Mobile) - [Redacted]

Email
[Redacted]@yahoo.com

License Information

License #
[Redacted]

License State
UT

USDA Accreditation
(USDA LEVEL 2) - 018754 ;

Page 1 of 5

NEXT

Brucellosis Vaccination Charts—Page 2 of 5

Bruc Vac (23UTB-00229-

Animal Location Information

First Name*:
Joe

Last Name*:
Smith

Business Name*:
Elk Amino Ranch

Address*:
123 Main St

City*:
Anytown

State*:
UTAH

Zip*:
84000

County:
SALT LAKE

Country*:
UNITED STATES

Phone*:
(801) 000-0000

Email:

Premises Id:

Owner Details

Same as Above

First Name*:
Joe

Back Page 2 of 5 Next

1. Enter: **Owner Name, Ranch Name, Address, Phone Number**
2. Import contact information from your phone or computer into the program by clicking the contacts button.
3. If the owner information is the same as the animal location, click **Same as Above**. Otherwise, enter the owner information.
4. Click **Next**.

Brucellosis Vaccination Charts—Page 3 of 5

Brucellosis Related Information

Vaccine MFG And Strain*:
RB51

Dosage*:
Full

Serial #:
4321

Vaccination Date*:
10 16 2023

Expiration Date:
1 1 2024

Vaccination Tattoo:
RV3

Certification For Payment*:
PRIVATE (Owner's Expense)

Herd #:

Species*:
Beef

Remarks:

Certification For Re-establishing Vaccination Status:

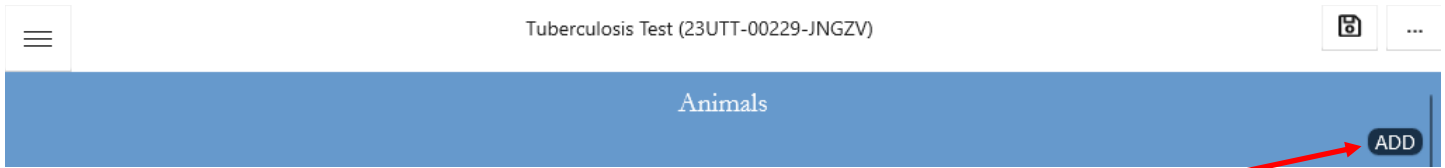
*
 Calfhood Vaccination
 Adult Vaccination

Back Page 3 of 5 Next

1. **Dosage:** Full or Reduced
2. **Serial Number:** 4 digit code on the vaccine box.
3. **Vaccination Date:** Enter the vaccination date. Click the check mark.
4. **Vaccination tattoo:** RV#, where # is the last digit of the year you are vaccinating. If you are doing adult vaccination, change this to RAV#.
5. **Certification for Payment:** select PRIVATE
6. **Species:** select Dairy, Beef, or Bison
7. Select **Calfhood Vaccination** or **Adult Vaccination**.
8. Click **Next**

7	12	2019
8	13	2020
9	14	2021
10	15	2022
11	16	2023
12	17	2024
1	18	2025
	19	2026
	20	2027

Brucellosis Vaccination Charts—Page 4 of 5



1. If you have not entered animals yet, a blue screen will show up. Click **ADD** to add animals.

ENTERING A SINGLE ANIMAL

The screenshot shows a mobile application window titled 'VET-CVI' with a sub-header 'Animal Information and Identification'. The form contains the following fields and options:


- Entry Type:** Radio buttons for 'Single' (selected) and 'Express-Single'.
- Head Count:** Text input field containing '1'.
- Breed*:** Text input field containing 'Holstein'.
- Sex*:** Dropdown menu with 'Female' selected.
- Age*:** Text input field containing '6'.
- Age in*?:** Dropdown menu with 'Months' selected.
- Animal Description:** Text input field containing 'Animal Description'.
- Entry Reason:** Dropdown menu.
- P/B Grade:** Dropdown menu with 'Grade' selected.
- Tag*:** A sub-form containing:
 - Id Type:** Dropdown menu with 'NUES9' selected.
 - Value:** Text input field containing '87ABC1234'.
 - A paperclip icon for attachments.

At the bottom of the form are 'Back' and 'Save' buttons. A green plus icon is visible in the bottom right corner of the form area.

Brucellosis Vaccination Charts—Page 4 of 5

ENTERING A SINGLE ANIMAL

1. **Entry Type:** Single
2. **Breed:** Enter the breed
3. **Sex:** Enter the sex of the animal.
4. **Age:** Enter the number for the age—units go on the next line.
5. **Age in?:** Select Days, Weeks, Months, or Years
6. **Animal Description:** not required
7. **Entry Reason:** Not required
8. **P/B Grade:** Purebred or Grade
9. **ID Type:**
 - A. 840 tags are **AIN**
 - B. Metal silver brite or brucellosis vaccination tags are **NUES9**
10. **Value:** Enter the animal's official ID tag



Sex*

- Female
- Male
- Spayed Female
- Neutered Male
- True Hermaphrodite
- Mixed Group
- Gender Unknown
- Other

Brucellosis Vaccination Charts—Page 4 of 5

ENTERING A GROUP OF ANIMALS WITH TAGS IN ORDER

VET-CVI

Animal Information and Identification

Entry Type
 Single Express-Single

Head Count:
5

Breed*:
Simmental

Sex*:
Female

Age*:
8

Age in?*:
Months

Animal Description:
Animal Description

Entry Reason:
[Empty]

P/B Grade
Grade

Tag*:
Id Type
NUES9

Apply same to all
Range
Manual

Starting Id
87ABC1234

Back Save

Brucellosis Vaccination Charts—Page 4 of 5

ENTERING A GROUP OF ANIMALS WITH TAGS IN ORDER

1. **Entry Type:** Express-Single
2. **Head Count:** Enter the number of animals.
3. **Breed:** Enter the breed
4. **Sex:** Enter the sex of the animal.
5. **Age:** Enter the number for the age—units go on the next line.
6. **Age in?:** Select Days, Weeks, Months, or Years
7. **Animal Description:** not required
8. **Entry Reason:** Not required
9. **P/B Grade:** Purebred or Grade
10. **ID Type:** Select the ID type
 - A. 840 tags are **AIN**
 - B. Metal silver brite or brucellosis vaccination tags are **NUES9**
11. Select **Range**
12. **Starting ID:** Enter the first tag in the series.
13. To enter a second range: Click the **green plus** and follow steps 10-12.
14. Click **Save** at the bottom right.

Sex*

- Female
- Male
- Spayed Female
- Neutered Male
- True Hermaphrodite
- Mixed Group
- Gender Unknown
- Other

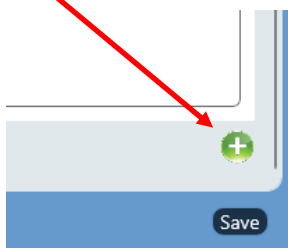
Id Type

NUES9

Apply same to all

Range

Manual



Brucellosis Vaccination Charts—Page 4 of 5

ENTERING A

Animal Information and Identification

Entry Type

Single

Express-Single

Head Count:

4

Breed*:

Brangus

Sex*:

Female

Age*:

12

Age in?*

Months

Animal Description:

Animal Description

Entry Reason:

P/B Grade

Grade

Tag*:

Id Type

AIN

Apply same to all

Range

Manual

Value

840003000000001
840003123456789
840003987654321
840123456789012



Back

Save

Brucellosis Vaccination Charts—Page 4 of 5

ENTERING A GROUP OF ANIMALS WITH TAGS THAT ARE NOT IN ORDER

1. **Entry Type:** Express-Single
2. **Head Count:** Enter the number of animals.
3. **Breed:** Enter the breed
4. **Sex:** Enter the sex of the animal.
5. **Age:** Enter the number for the age—units go on the next line.
6. **Age in?:** Select Days, Weeks, Months, or Years
7. **Animal Description:** not required
8. **Entry Reason:** Not required
9. **P/B Grade:** Purebred or Grade
10. **ID Type:** Select the ID type
 - A. 840 tags are **AIN**.
 - B. Non-840 RFID tags are **OTH**.
 - C. Metal silver brite or brucellosis vaccination tags are **NUES9**
11. Select **Manual**
12. **Value:** Enter each tag in the series—make sure each tag is on its own line.
13. Click **Save**.

Sex*:

- Female
- Male
- Spayed Female
- Neutered Male
- True Hermaphrodite
- Mixed Group
- Gender Unknown
- Other

Tag*:

Id Type

AIN

Apply same to all

Range

Manual

Value

840003000000001
982123456789012
840003123456789
124000987654321

Brucellosis Vaccination Charts—Page 5 of 5

1. Review the information you provided for the vaccination chart.
 - A. Use the edit buttons to edit specific sections.
 - B. If satisfied, click Next. All required fields must be filled out to proceed.

Review Brucellosis Vaccination

General Details [Edit]

Veterinarian Information

First Name:	Amanda
Last Name:	Price
Address:	11840 S 2240 W
City:	Riverton
State:	UTAH
Zip:	84065
Phone:	(Mobile) - (209) 678-2081
Email:	aspricedvm@yahoo.com

License Information

License:	11368802-2801
License State:	UT
USDA Accreditation:	(USDA LEVEL 2) - 018754 ;

Location Information [Edit]

Animal Location Information

First Name*:	Joe
Last Name*:	Smith
Business Name*:	Elk Amino Ranch
Address*:	123 Main St
City*:	Anytown
State*:	UTAH
Zip*:	84000
County:	SALT LAKE
Country*:	UNITED STATES
Phone*:	(801) 000-0000
Email:	
Premises Id:	

Owner Details

First Name*:	Joe
Last Name*:	Smith
Business Name*:	Elk Amino Ranch
Address*:	123 Main St
City*:	Anytown
State*:	UTAH
Zip*:	84000
County:	SALT LAKE
Country*:	UNITED STATES
Phone*:	(801) 000-0000
Email:	

Vaccination Details [Edit]

Brucellosis Related Information

Serial #:	4321
Herd #:	
Vaccine MFG And Strain*:	RB51
Expiration Date:	1/1/2024 12:00:00 AM
Vaccination Date*:	10/16/2023 12:00:00 AM
Dosage*:	Full
Vaccination Tattoo:	RV3
Remarks:	
CV/AV *:	CV
Certification For Re-establishing Vaccinatin Status:	No
State*:	UTAH
Certification For Payment*:	PRIVATE (Owner's Expense)
Species*:	Beef

Animals [Edit]

Breed :	Holstein	Sex :	Female
Age :	6 Months		
Animal Count :	1		
Tags :	NUES9:87ABC1234;		

Back Page 5 of 5 **Next**

Brucellosis Vaccination Charts—Veterinary Certification

VETERINARY CERTIFICATION

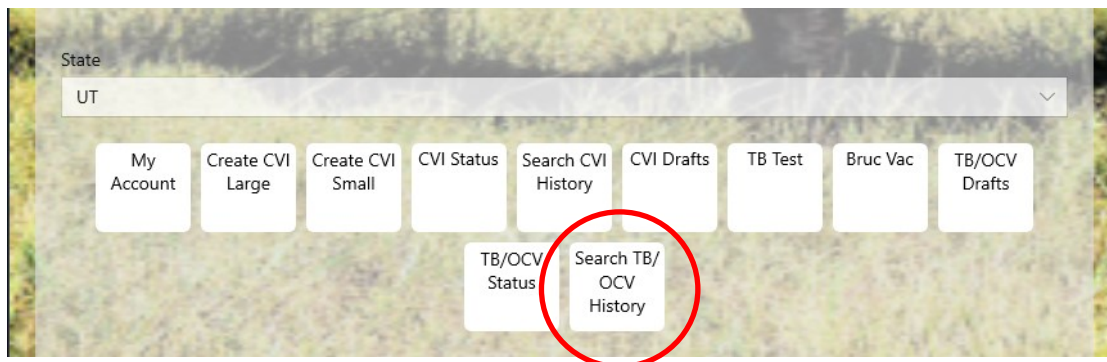
VETERINARY CERTIFICATION

I CERTIFY THAT I have vaccinated with RB51, tattooed and recorded all information as prescribed by State Regulations, making this a true vaccination record for the animal owner.

Cancel Preview Submit

1. Click the box next to “I CERTIFY THAT...”
2. Click **Preview** to preview the PDF document.
3. Click **Submit** to submit the record to UDAF.

Brucellosis Vaccination Charts—Searching For Old Charts



1. In the main screen, select **Search TB/OCV History**.

TB/OCV Search

Certificate#

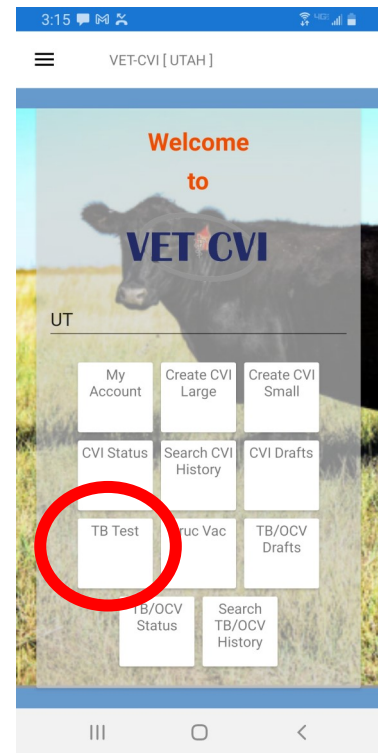
Start Date month day year

End Date month day year

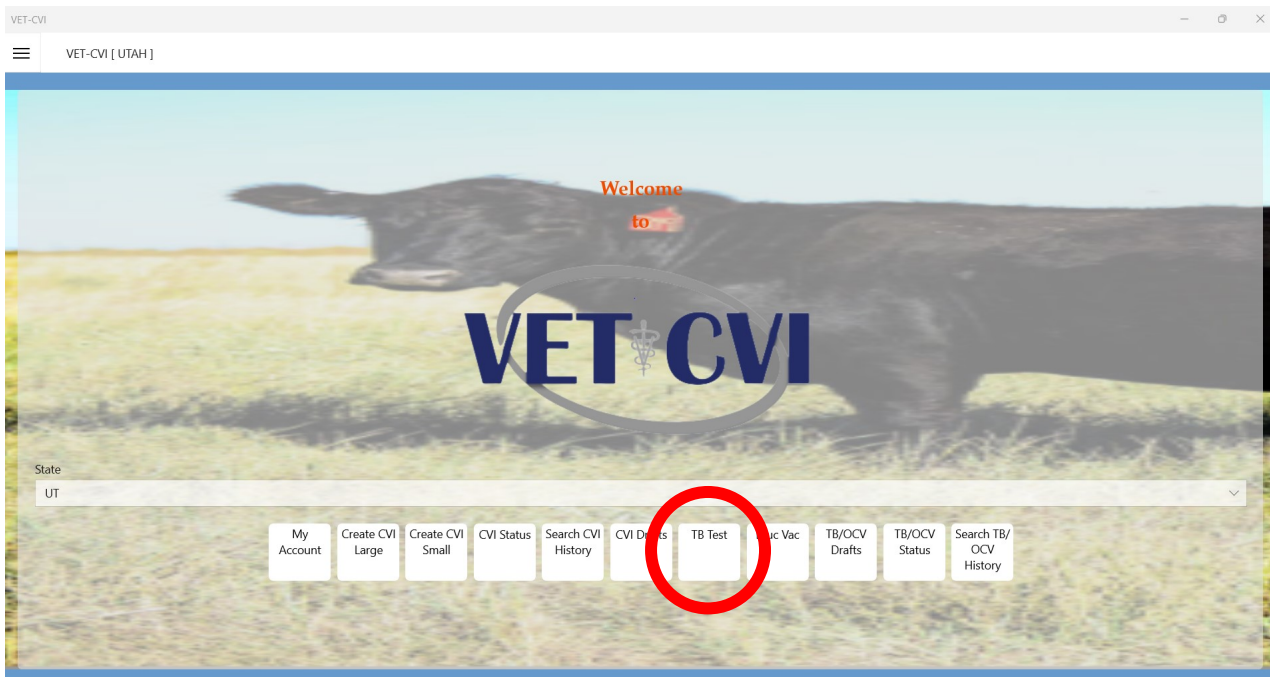
2. Enter the date range you are searching for and click **Search**.

Tuberculosis Test Charts

1. For information on how to create an account and log in, see the VetCVI User Manual.
2. On the main screen, select TB Test.



Android Version



Laptop Version

Tuberculosis Test Charts—Page 1 of 5

1. License and accreditation information should auto-populate.
2. Click Next.

VET-CVI Tuberculosis Test (23UTT-00229-JNGZV)

Veterinarian Information

First Name: Amanda
Middle Name: S.
Last Name: Price
Address: 11840 S 2240 W
City: Riverton
State: UTAH Zip: 84065
Phone: (Mobile) - (209) 678-2081
Email: aspricedvm@yahoo.com

License Information

License #: 11368802-2801
License State: UT
USDA Accreditation: (USDA LEVEL 2) - 018754 ;

Page 1 of 5 **Next**

Bruc Vac (23UTB-00229-HW992)

Veterinarian Information

First Name: Amanda
Middle Name: S.
Last Name: Price
Address: [Redacted]
City: Riverton
State: UTAH Zip: 84065
Phone: (Mobile) - [Redacted]
Email: [Redacted]@yahoo.com

License Information

License #: [Redacted]
License State: UT
USDA Accreditation: (USDA LEVEL 2) - 018754 ;

Page 1 of 5 **Next**

Tuberculosis Test Charts—Page 2 of 5

VET-CVI Tuberculosis Test (23UTT-00229-JNGJH)

Animal Location Information

First Name*: Joe

Last Name*: Smith

Business Name*: Elk Amino Ranch

Address*: 123 Main St

City*: Anytown

State*: UTAH Zip*: 84000

County: SALT LAKE Country*: UNITED STATES

Phone*: (801) 000-0000

Email:

Premises Id:

Owner Details

Same as Above

First Name*: Joe

Last Name*: Smith

Back Page 2 of 5 Next

1. Enter: **Owner Name, Ranch Name, Address, Phone Number**
2. Import contact information from your phone or computer into the program by clicking the contacts button.
3. If the owner information is the same as the animal location, click **Same as Above**. Otherwise, enter the owner information.
4. Click **Next**.

Tuberculosis Test Charts—Page 3 of 5

VET-CVI Tuberculosis Test (23UTT-00229-JNGZV)

Test Related Information

Herd #: 00ABC12

Reason For Test*: OTHER Interstate Movement

Species*: Cattle

Method of Test*: CAUDAL FOLD (CFT)

Completed Herd Test of all eligible Animals? : No

Eligible Animals in Herd :

Tuberculin Serial #*: 1234

Injection Date*: 10 13 2023

Injection Time*: 9 20 AM

Observation Date*: 10 16 2023

Observation Time*: 9 20 AM

Certification For Payment*: OWNER EXPENSE

[Back](#) Page 3 of 5 [Next](#)

Tuberculosis Test Charts—Page 3 of 5

1. **Herd #:** Enter Premises ID number if you know it. Not a required field.
2. **Reason For Test:** Select **OTHER** unless testing for a sale or show.
 - A. If testing for interstate movement, put **Interstate Movement** in the next box.
3. **Species:** Deer, Bison, Elk, Cattle, or Goats
4. **Method of Test:** Select **CAUDAL FOLD (CFT)** for cattle, bison, and goats. Select **CERVICAL** for cervids.
5. **Completed Herd Test of all eligible Animals? YES** if you tested the whole herd, **NO** if you only tested select animals.
6. **Eligible Animals in Herd:** Enter the number of animals in the herd. Not a required field.
7. **Tuberculin Serial #:** This number is on your bottle of tuberculin.
8. **Injection Date/Injection Time:** Enter the **date** and **time** that you injected the animals. Use the check mark to select the date and time.
9. **Observation Date/Observation Time:** Enter the **date** and **time** that you read the TB test.
10. **Certification for Payment:** Select **OWNER EXPENSE**.
11. Click **Next**

	12	2019
7	13	2020
8	14	2021
9	15	2022
10	16	2023
11	17	2024
12	18	2025
1	19	2026
	20	2027

✓

Tuberculosis Test Charts—Page 4 of 5

Tuberculosis Test (23UTT-00229-JNGZV)

Animals

ADD

1. If you have not entered animals yet, a blue screen will show up. Click **ADD** to add animals.

ENTERING A SINGLE ANIMAL

Animal Information and Identification

Entry Type
 Single Express-Single

Head Count:
1

Breed*:
Holstein

Sex*:
Female

Age*:
6

Age in?*:
Months

Animal Description:
Animal Description

Entry Reason:

Result*:
NRS
Negative

Tag*:
Id Type
NUES9
Value
87ABC1234

Back Save

Tuberculosis Test Charts—Page 4 of 5

ENTERING A SINGLE ANIMAL

1. **Entry Type:** Single
2. **Breed:** Enter the breed
3. **Sex:** Enter the sex of the animal.
4. **Age:** Enter the number for the age—units go on the next line.
5. **Age in?:** Select Days, Weeks, Months, or Years
6. **Animal Description:** not required
7. **Entry Reason:** Not required
8. **Result:** Negative, Suspect, or Reactor
9. **ID Type:**
 - A. 840 tags are **AIN**
 - B. Non-840 RFID tags are **OTH**.
 - C. Metal silver brite or brucellosis vaccination tags are **NUES9**
 - D. Scrapie tags are **SGFLID**

Result*:
NRS
Negative
Suspect
Reactor

Tag*

Sex*:
Female
Male
Spayed Female
Neutered Male
True Hermaphrodite
Mixed Group
Gender Unknown
Other

Tuberculosis Test Charts—Page 4 of 5

ENTERING A GROUP OF ANIMALS WITH TAGS IN ORDER

VET-CVI

Animal Information and Identification

Entry Type
 Single Express-Single

Head Count:
20

Breed*:
Angus

Sex*:
Male

Age*:
8

Age in?*:
Months

Animal Description:
Animal Description

Entry Reason:

Result*:
NRS
Negative

Tag*:
Id Type
NUES9

Apply same to all
Range
Manual

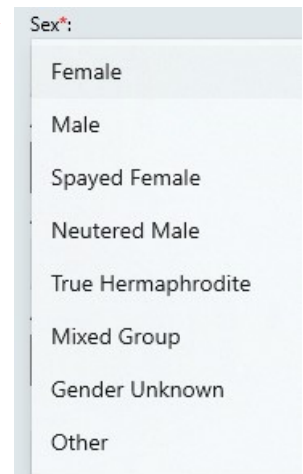
Starting Id
87ABC1234

Back Save

Tuberculosis Test Charts—Page 4 of 5

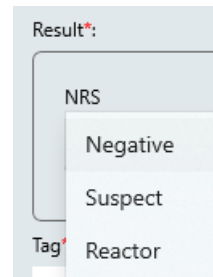
ENTERING A GROUP OF ANIMALS WITH TAGS IN ORDER

1. **Entry Type:** Express-Single
2. **Head Count:** Enter the number of animals.
3. **Breed:** Enter the breed
4. **Sex:** Enter the sex of the animal.
5. **Age:** Enter the number for the age—units go on the next line.
6. **Age in?:** Select Days, Weeks, Months, or Years
7. **Animal Description:** not required
8. **Entry Reason:** Not required
9. **Result:** Negative, Suspect, or Reactor
10. **ID Type:** Select the ID type
 - A. 840 tags are **AIN**
 - B. Non-840 RFID tags are **OTH**.
 - C. Metal silver brite or brucellosis vaccination tags are **NUES9**
 - D. Scrapie tags are **SGFLID**
11. Select **Range**
12. **Starting ID:** Enter the first tag in the series.
13. To enter a second range: Click the **green plus** and follow steps 10-12.
14. Click **Save** at the bottom right.



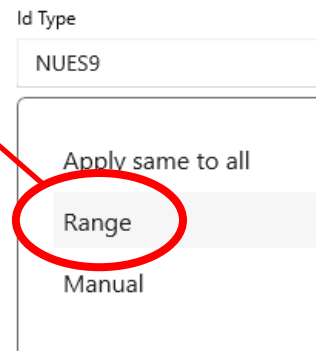
Sex*

- Female
- Male
- Spayed Female
- Neutered Male
- True Hermaphrodite
- Mixed Group
- Gender Unknown
- Other



Result*

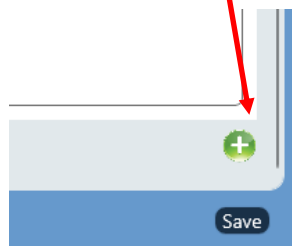
- NRS
- Negative
- Suspect
- Tag* Reactor



Id Type

NUES9

- Apply same to all
- Range
- Manual



+

Save

Tuberculosis Test Charts—Page 4 of 5

ENTERING A GROUP OF ANIMALS WITH TAGS THAT ARE NOT IN ORDER

Animal Information and Identification

Entry Type
 Single Express-Single

Head Count:
20

Breed*:
Angus

Sex*:
Male

Age*:
8

Age in*?:
Months

Animal Description:
Animal Description

Entry Reason:
[Empty]

Result*:
NRS
Negative

Tag*:
Id Type: AIN
Apply same to all
Range: Manual
Value:
840003000000001
982123456789012
840003123456789
124000987654321

Back Save

Tuberculosis Test Charts—Page 4 of 5

ENTERING A GROUP OF ANIMALS WITH TAGS THAT ARE NOT IN ORDER

1. **Entry Type:** Express-Single
2. **Head Count:** Enter the number of animals.
3. **Breed:** Enter the breed
4. **Sex:** Enter the sex of the animal.
5. **Age:** Enter the number for the age—units go on the next line.
6. **Age in?:** Select Days, Weeks, Months, or Years
7. **Animal Description:** not required
8. **Entry Reason:** Not required
9. **Result:** Negative, Suspect, or Reactor
10. **ID Type:** Select the ID type
 - A. 840 tags are **AIN**
 - B. Non-840 RFID tags are **OTH**.
 - C. Metal silver brite or brucellosis vaccination tags are **NUES9**
 - D. Scrapie tags are **SGFLID**
11. Select **Manual**
12. **Value:** Enter each tag in the series—make sure each tag is on its own line.
13. Click **Save**.

Sex*:

- Female
- Male
- Spayed Female
- Neutered Male
- True Hermaphrodite
- Mixed Group
- Gender Unknown
- Other

Result*:

- NRS
- Negative
- Suspect
- Reactor

Tag*

Tag*:

Id Type

AIN

Apply same to all

Range

Manual

Value

840003000000001
982123456789012
840003123456789
124000987654321

Tuberculosis Test Charts—Page 4 of 5

RE-

The screenshot shows a web application window titled "Tuberculosis Test (23UTT-00229-JNGZV)". The main content area is titled "Animals" and contains a list of five animal records. Each record is displayed in a white box with a blue border. The records are as follows:

Breed	Sex	Tags	Age	Actions
Angus	Male	AIN:840003000000001;	8 Months	Edit, Copy, Delete
Angus	Male	AIN:840123456789012;	8 Months	Edit, Copy, Delete
Angus	Male	AIN:840003123456789;	8 Months	Edit, Copy, Delete
Angus	Male	AIN:840000987654321;	8 Months	Edit, Copy, Delete
Angus	Male	AIN:840123987456123;	8 Months	Edit, Copy, Delete

At the top right of the "Animals" section is an "ADD" button. At the bottom of the section are "Back" and "Next" buttons. The page number "Page 4 of 5" is centered at the bottom.

1. To add additional animals, click ADD.

2. To change information on an animal, click the Edit button.

3. To add a duplicate animal, click the Copy button.

4. To delete an animal, click the Delete button.

5. When satisfied, click the Next button at the bottom right.



Tuberculosis Test Charts—Page 5 of 5

REVIEW AND CLICK NEXT

VET-CVI Tuberculosis Test (23UTT-00229-JFWM2) Review TB Test

General Details

Veterinarian Information

First Name:	Amanda
Last Name:	Price
Address:	[REDACTED]
City:	Riverton
State:	UTAH
Zip:	84065
Phone:	(Mobile) - [REDACTED]
Email:	[REDACTED]@yahoo.com

License Information

License:	11368802-2801
License State:	UT
USDA Accreditation:	(USDA LEVEL 2) - 018754 ;

Location Information

Animal Location Information

First Name:	Joe
Last Name:	Smith
Business Name:	Elk Amino Ranch
Address:	123 Main St
City:	Anytown
State:	UTAH
Zip:	84000
County:	SALT LAKE
Country:	UNITED STATES
Phone:	(801) 000-0000
Email:	
Premises Id:	

Owner Details

First Name:	Joe
Last Name:	Smith
Business Name:	Elk Amino Ranch
Address:	123 Main St
City:	Anytown
State:	UTAH
Zip:	84000
County:	SALT LAKE
Country:	UNITED STATES
Phone:	(801) 000-0000
Email:	

Test Details

Test Related Information

Herd #:	00ABC12
Injection Date:	10/13/2023
Injection Time:	0900 AM
Observation Date:	10/16/2023
Observation Time:	11:20 AM
Tuberculin Serial #:	1234
Completed Herd Test of all eligible Animals?:	No
Eligible Animals in Herd:	
State:	UTAH
Certification For Payment:	OWNER EXPENSE
Reason For Test:	OTHER
Method of Test:	CAUDAL FOLD (CFT)
Species:	Cattle

Animals

Breed : Hereford Age : 12 Months Animal Count : 1 Tags : NUES9:87ABC1234;	Sex : Male
Breed : Hereford Age : 12 Months Animal Count : 1 Tags : NUES9:87ABC1235;	Sex : Male
Breed : Hereford Age : 12 Months Animal Count : 1 Tags : NUES9:87ABC1236;	Sex : Male
Breed : Hereford Age : 12 Months Animal Count : 1	Sex : Male

Back Page 5 of 5 Next

Tuberculosis Test Charts—Veterinary Certification

VETERINARY CERTIFICATION

VETERINARY CERTIFICATION

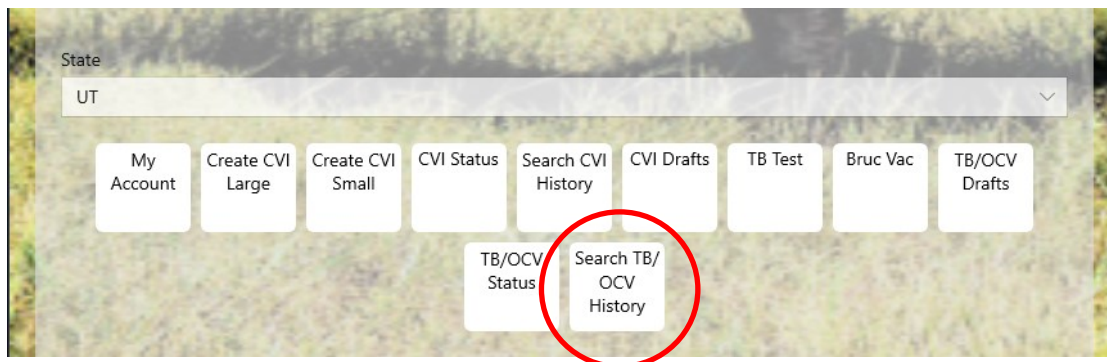
I CERTIFY THAT I have personally examined the animal(s) hereon, have read the official tattoo(s) and have retagged them as shown.

Cancel Preview Submit



1. Click the box next to “I CERTIFY THAT...”
2. Click **Preview** to preview the PDF document.
3. Click **Submit** to submit the record to UDAF.

Tuberculosis Test Charts—Searching for Old Charts



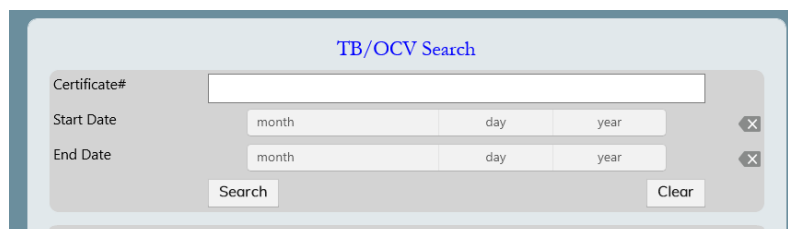
1. In the main screen, select **Search TB/OCV History**.

TB/OCV Search

Certificate#

Start Date month day year

End Date month day year



2. Enter the date range you are searching for and click **Search**.