



Utah Mormon Cricket and Grasshopper Report 2014

Clinton E. Burfitt – UDAF: State Entomologist

Gregory C. Abbott – USDA APHIS: Domestic Programs
Coordinator

Grasshopper Infested Acreage By Year

County	2000	2001	2002	2003	2004	2005	2006	2007	2008	2009	2010	2011	2012	2013	2014
Beaver	11,000	13,800	4,000	7,000	4,420	5,880	1,800	3,013	5,315	5,863		7,190	4,329	21,394	1498
Box Elder	55,000	120,400	120,000	94,710	6,570	15,200	15,270	13,644	18,918	62,151	118,727	43,334	49,139	30,882	14,773
Cache	19,000	64,500	17,000	2,200	26,380	2,170	10,490	10,616	3,856	22,442	47,869	14,393	16,246	3,840	5,489
Carbon	12,300	56,100	21,600		2,700		5,860	1,279		3,733	12,763	3,357	1,806	354	2,084
Daggett	600	4,900		8,530	7,750	1,900		7,769	1,280	1,568	2,714	2,560	6,128		
Davis				2,530		3,010					1,280	2,560			1,280
Duchesne	1,300	82,400	8,700	70,800	230,190		420	3,838	19,375	85,391	39,292	11,746	20,023	11,209	29,087
Emery	3,500	10,400	6,400		1,710	12,680	21,210	1,652	4,329	22,401	7,680	13,339			1,280
Garfield	6,800	10,900	4,200	52,560	13,780	24,450		2,216		2,474			3,343	5,665	
Grand									1,445	19,384	17,341	20,389			12,927
Iron	7,000	5,000	12,300	24,540	26,760	17,140	2,780	3,203	2,560	12,316	13,170	21,530	9,453	26,364	14,707
Juab	33,000	174,000		21,030	8,060	2,250		4,670	28,754	121,893	131,575	53,968	91,827	5,974	4,746
Kane	10,300	1,300		16,710	13,680	7,570				1,280	1,280		1,279		4,259
Millard	52,500	216,800	8,950	6,500	3,590		1,280	2,559	25,599	83,063	61,620	13,320	40,548	7,043	14,790
Morgan	19,000	63,100		2,530	25,710		5,530	6,989	136	2,770	8,955	2,560	14,149	2,560	1,280
Piute	21,000	18,200	32,600	40,310	5,990	13,870	2,560	5,035	3,135	395	1,280	4,882	14,778	3,127	2,631
Rich		12,400		32,140	68,830	4,000				2,192	3,519	6,030	29,003	1,280	2,212
Salt Lake				2,530		2,530		2,479		8,265	6,400	1,280			
San Juan	23,000	3,900	2,500					1,279	7,515	3,840	1,280	1,280			
Sanpete	157,000	183,500	268,400	142,680	118,920	56,470	3,840	3,838	28,749	129,329	181,346	71,663	69,321	34,870	18,476
Sevier	58,000	31,000	70,500	78,000	22,870	16,850	3,830	12,417	4,789	16,807	11,298	13,732	38,555	2,817	12,684
Summit	10,000	3,600	2,550	12,630	33,870		1,280	2,136	2,560	6,822	7,680		10,941		4,683
Tooele	5,700	74,600	161,800	39,000	2,550	16,020	6,170	3,838	9,444	90,900	49,938	49,965	46,254	8,522	37,175
Uintah	36,000	71,200	53,500	25,750	100,950	12,670	20,510	9,319	17,692	94,457	57,806	22,165	37,970	1,280	14,334
Utah	29,000	56,400	8,500	15,150	16,440		1,280	2,558	6,782	60,751	58,828	20,285	36,072	5,239	6,398
Wasatch	3,000	65,600	7,000	17,540	25,250			1,279		5,703	1,280	7,680	16,876	1,280	4,256
Washington		44,100	7,100	150	2,530		4,270	5,752	38,487	4,896	1,280	4,512	1,817	21,825	13,385
Wayne	2,000	2,000		10,430											
Weber	17,000						3,690	1,119	1,144		7,461	1,280	9,162		
Total	593,000	1,390,100	817,600	725,950	769,500	214,660	112,070	112,497	231,864	871,086	853,662	415,000	569,019	195,523	224,434

Grasshopper Infested Acreage By Year

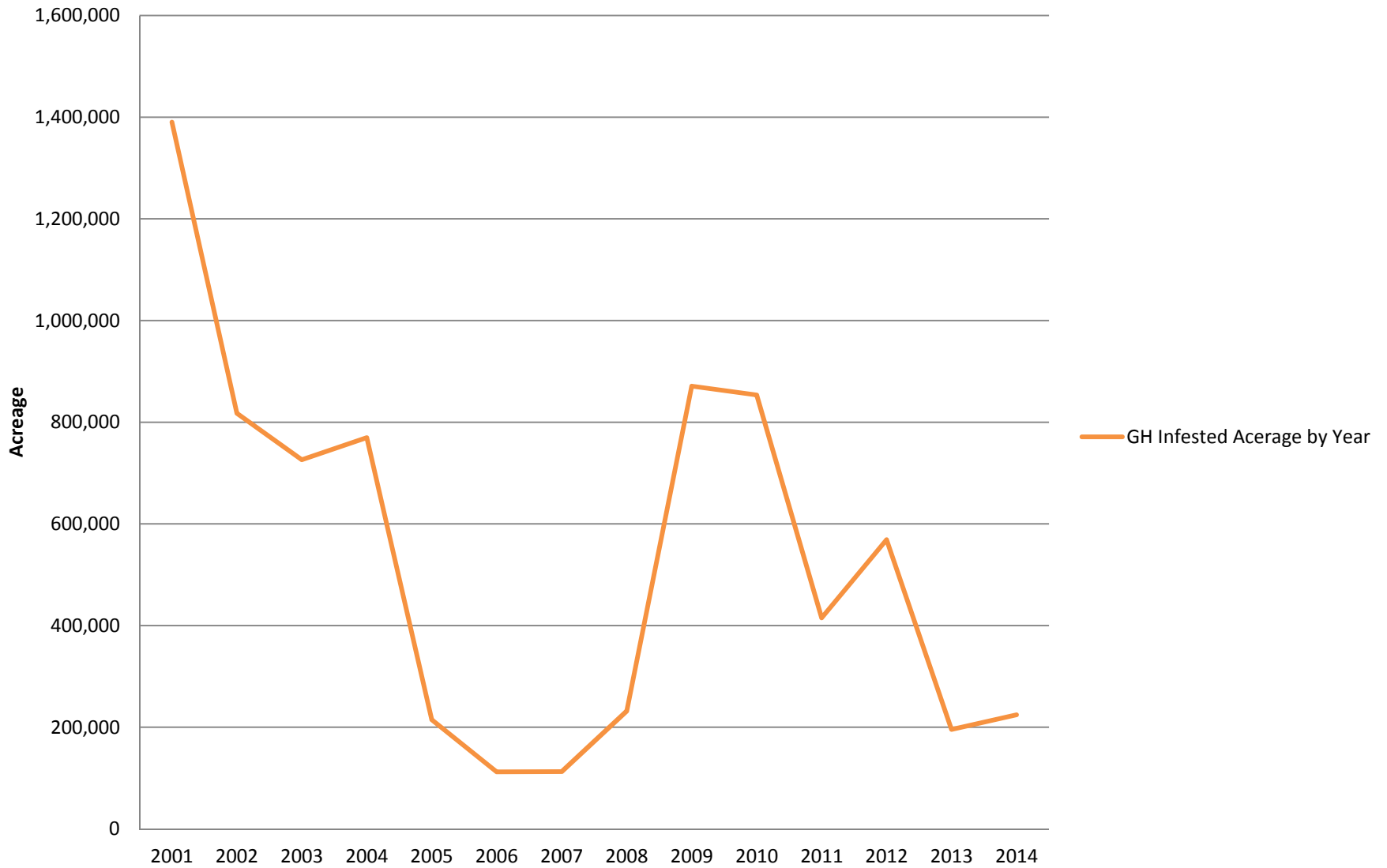
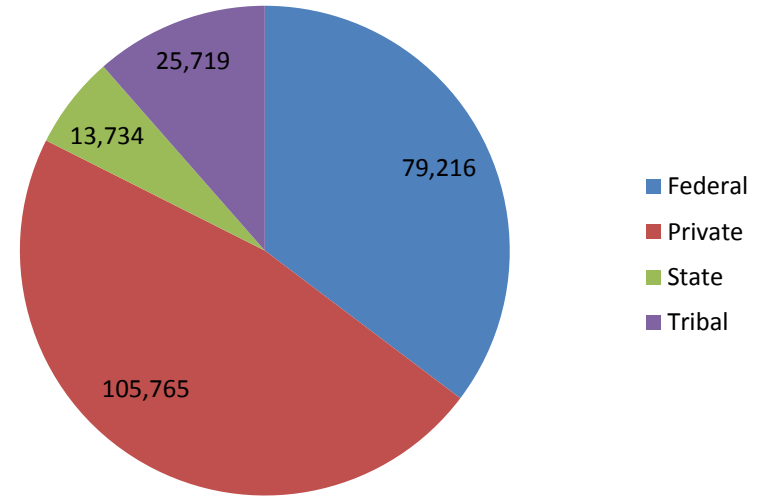


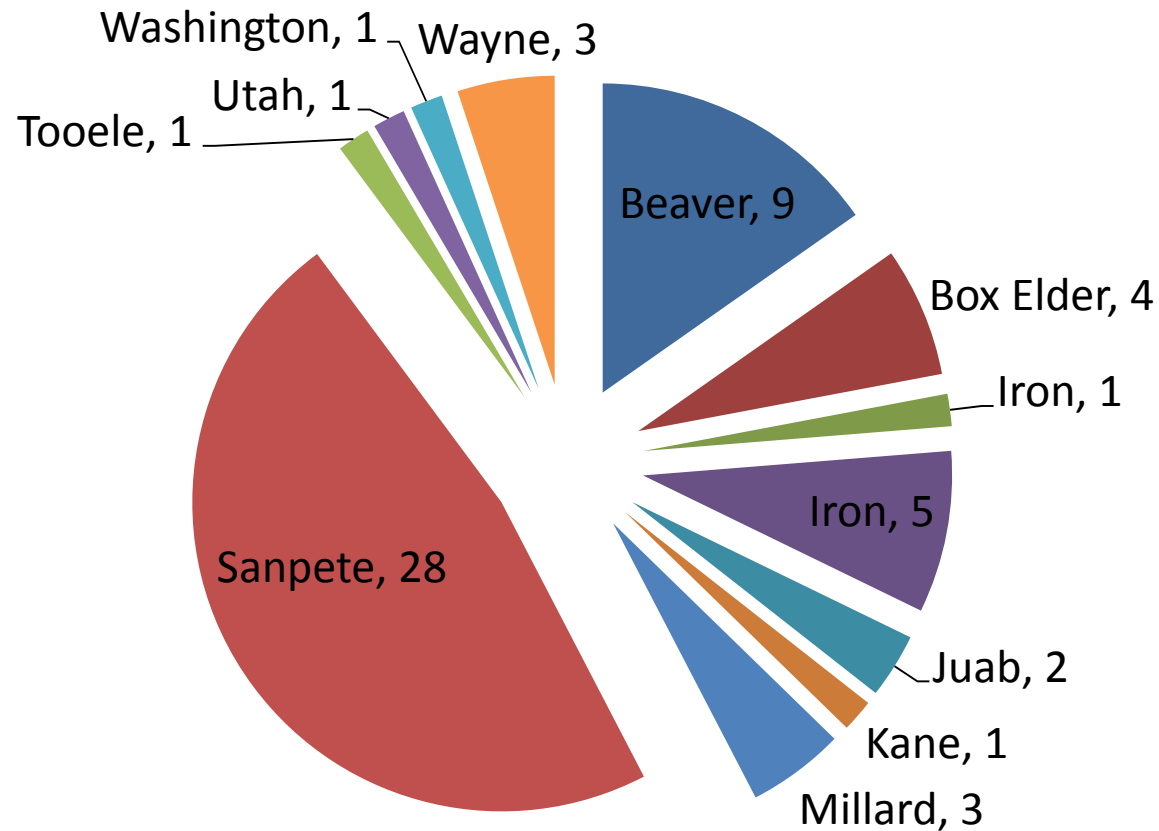
Table 2. Grasshopper Infested Acreage By Land Ownership

County	Federal	Private	State	Tribal	Total
Beaver	1,350	148			1,498
Box Elder	3,806	9,819	1,148		14,773
Cache	1,100	4,389			5,489
Carbon	1,761	256	67		2,084
Davis			1,280		1,280
Duchesne	7,864	12,546	418	8,259	29,087
Emery	274		1,006		1,280
Grand	3,129	618	424	8,756	12,927
Iron	1,340	13,366			14,707
Juab	1,310	3,389	47		4,746
Kane	2,560	1,699			4,259
Millard	7,786	6,415	589		14,790
Morgan		1,280			1,280
Piute	2,631				2,631
Rich	390	1,822			2,212
Sanpete	5,054	10,185	3,237		18,476
Sevier	6,423	3,758	2,504		12,685
Summit	864	3,167	652		4,683
Tooele	23,099	12,739	1,091	245	37,174
Uintah	1,934	3,549	393	8,459	14,334
Utah	757	5,298	343		6,398
Wasatch	2,976	1,280			4,256
Washington	2,808	10,042	535		13,385
Total	79,216	105,765	13,734	25,719	224,434

Grasshopper Infested Acreage By Land Ownership



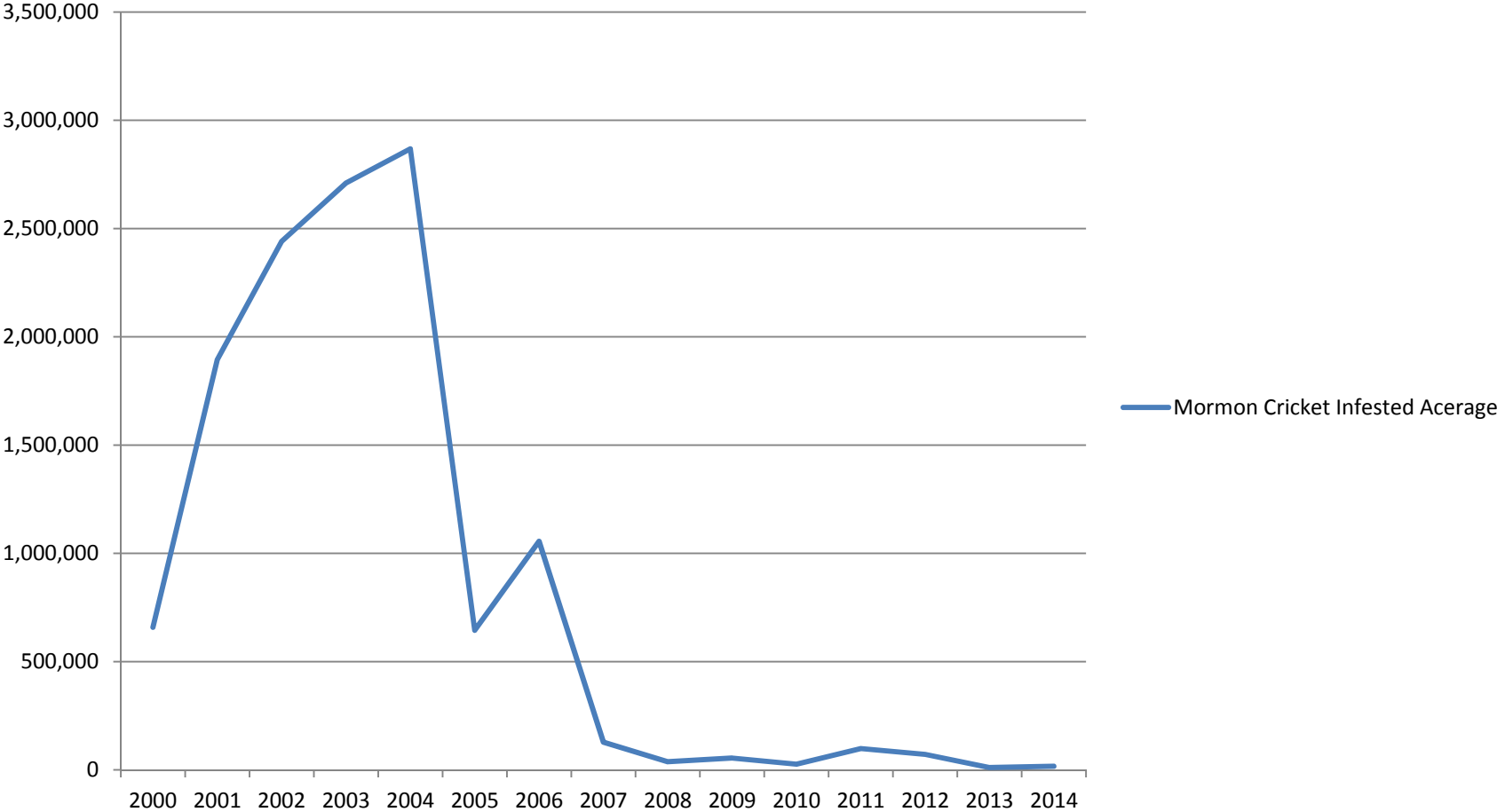
Number of Cost Share Participants Grasshoppers



Mormon Cricket Infested Acreage By Year

County	2000	2001	2002	2003	2004	2005	2006	2007	2008	2009	2010	2011	2012	2013	2014
Beaver	6,000	7,000	158,500	226,700	257,850	2,540				1,280	7,250	44,271	16,116	5,741	1,280
Box Elder			108,300	125,900	276,620	499,550	966,340	98,276	30,326	3,892			1,829		
Cache		8,100	4,400	8,400	8,260										
Carbon		33,100	33,100	2,530											
Daggett				4,600	21,450	7,610	8,160	7,956	1,280	2,341					
Duchesne		83,900	7,000												
Emery		1,150	1,100	50											
Garfield				2,530	1,650								1,280		
Iron				7,600	70,790	3,040									
Juab	116,000	502,500	618,900	651,500	680,550	43,160		2,559		4,377	6,837	6,142	22,610	2,061	4,616
Millard	190,000	539,500	536,500	517,800	547,700	19,610				20,678	12,274	48,036	26,927		
Rich						2,530									
Salt Lake						2,530		1,280		1,280					
San Juan		18,300	14,400		3,920										
Sanpete				31,760	310	4,380				1,280				1,280	
Sevier		24,500	85,500	190,200	177,420	1,570							1,280		
Summit					2,530										
Tooele	346,000	622,000	749,700	793,500	691,050	49,190	11,300	1,279	2,121	17,781				1,280	10,379
Uintah		48,800	48,900	31,300		5,070	68,740	16,579	2,560	1,280					
Utah	500	5,650	74,600	116,200	123,800	3,780	1,280		1,280				106		
Washington					4,600										
Wayne													1,280		
Total	658,500	1,894,500	2,440,900	2,710,570	2,868,500	644,560	1,055,820	127,929	37,567	54,189	26,361	98,449	71,428	10,362	16,275

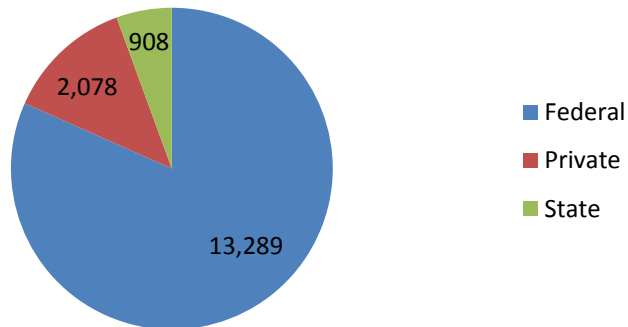
Mormon Cricket Infested Acreage By Year



Mormon Cricket Infested Acreage By Land Ownership

County	Federal	Private	State	Total
Beaver	1280			1,280
Juab	2920	1464	232	4,616
Tooele	9089	614	676	10,379
Total	13,289	2,078	908	16,275

Mormon Cricket Infested Acreage By Land Ownership





2014 Grasshopper and Mormon Cricket Survey

