


# MICRO ESSENTIAL LABORATORY INC.

MANUFACTURERS OF HYDRION pH PAPERS AND HYDRION pH BUFFERS



4224 AVENUE H

BROOKLYN

NEW YORK 11210

718-338-3618-9

## How to Use the Hydrion Micro Chlorine Tester


- Open dispenser and remove paper roll from the foil wrapping. Place the roll back into the dispenser and replace dispenser top. The test kit is now ready for use.
- Dilute the bleach solution according to the instructions below.
- Tear a strip of **MICRO CHLORINE TEST PAPER** from the dispenser and dip into the *diluted* chlorine bleach solution. Match at once to the color chart. The color match should read between 100 & 200 ppm. If the color match is below 100 ppm, add more bleach until the solution is over 100 ppm.

## HOW TO SANITIZE WITH BLEACH

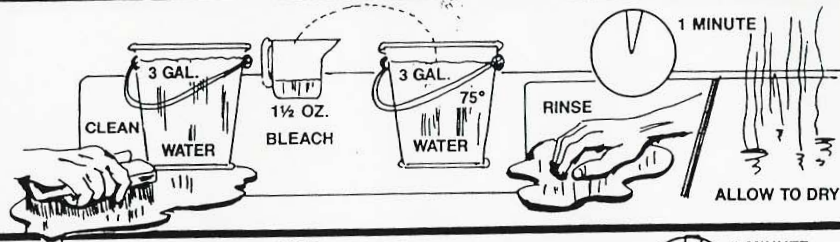
BLEACH is an effective all-purpose sanitizer that even kills some bacteria that may cause food poisoning. BLEACH is authorized for use under USDA meat, poultry, rabbit and egg products inspection programs.  
ONE TABLESPOON OF BLEACH IN A GALLON OF

WATER IS EQUIVALENT TO 200 PPM OF AVAILABLE CHLORINE. ONE TABLESPOON OF BLEACH PER GALLON MEETS THE US PUBLIC HEALTH SERVICE RECOMMENDED LEVEL FOR SURFACE SANITATION.

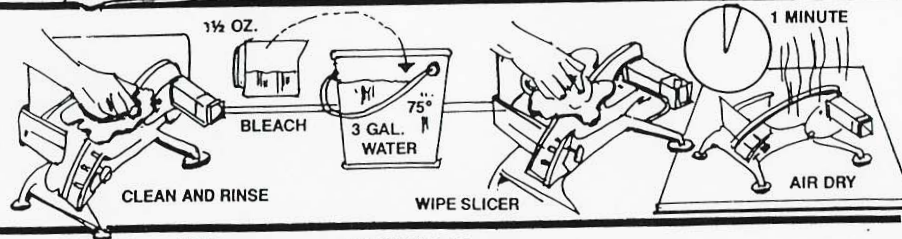
### Pots & Pans Glasses • Dishes Utensils



### Food Contact Surfaces



### Food Equipment



"WATER TEMPERATURE SHOULD BE 75° F"